



Summary Feedback

ST1 – ST4 Teaching Programme 2023

DKT FRCR 2B Mock Exam Viva (Session 19)

(25th May 2023)

Delivered By:

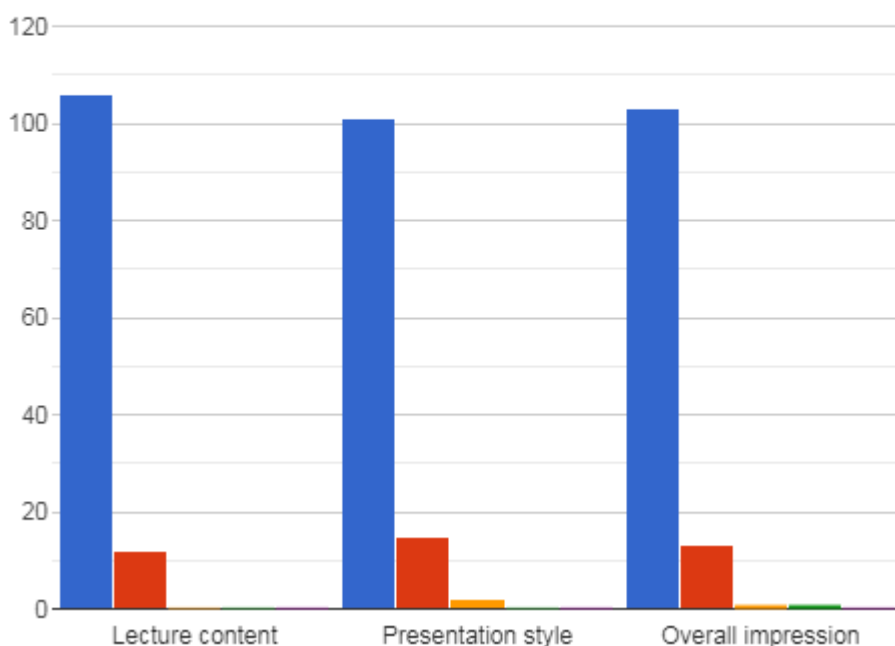
(Muhammad Imran)

Summary Points:

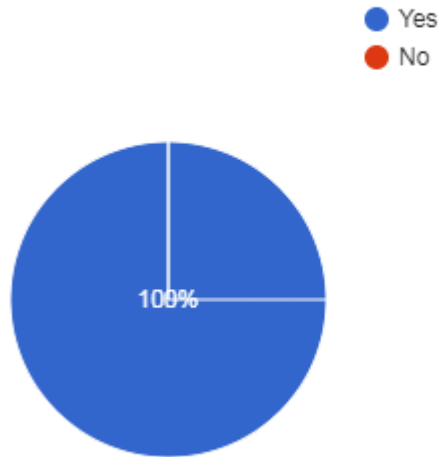
- ST1-ST4 teaching programme 2023 – Mock Exam Viva Session 19: 2 hours teaching time
- Total Attendees: 356 from 34 Countries (Australia, Bahrain, Bangladesh, Brazil, Canada, China, Dominica, Egypt, Hong Kong, India, Indonesia, Iraq, Ireland, Jordan, Kenya, Kuwait, Malaysia, Mauritius, Myanmar, Nepal, Nigeria, Oman, Pakistan, Qatar, Saudi Arabia, South Africa, Sri Lanka, Sudan, Türkiye, UAE, UK, Yemen, Zambia, Zimbabwe).
- Total feedback received from 118 participants

Please rate the following aspects of the session

Excellent Very good Good Satisfactory
Poor



Did you find it useful
118 responses



Testimonials

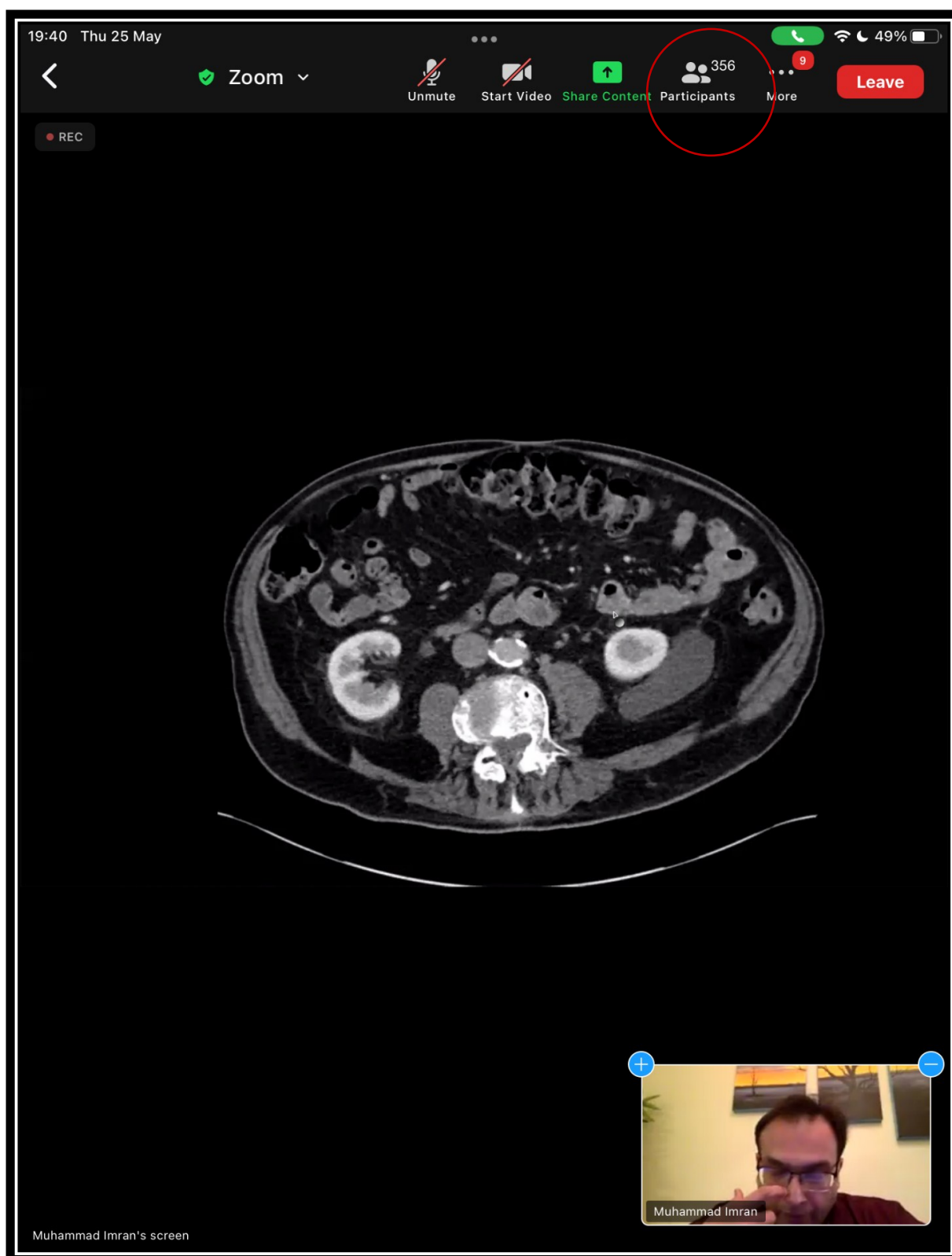
- It's always a pleasure to attend Dr. Muhammed Imran's teaching session. He has a diverse collection of cases and an interactive teaching style (Saudi Arabia).
- Very helpful session, sir gave up extra time to give detailed and thorough feedback to each and every candidate (UK).
- Feedback to the cases and tips to the candidates was great (India).
- Excellent (Egypt).
- The whole session was amazing (UK).
- Variety of cases with individual feedback to candidates was the best (Saudi Arabia).
- The explanation of the instructor was outstanding (Pakistan).
- Approach to diagnosis was awesome (Saudi Arabia).
- Variety of cases was the most valuable (Egypt).
- Good cases, feedback was nicely given by teacher each case was explained nicely, helpful tips were given (Pakistan).
- "I liked the type of cases, attitude of the examiner and simulation of the real exam" (Egypt).
- Case selection was the best(UAE).
- All aspects were useful.
- Good cases (Saudi Arabia).
- Interesting cases (Algiers).
- The examiner's feedback was the most valuable (UK).
- Carcinoid mets, importance of looking at arterial phase were valuable (Zimbabwe).
- Great (Pakistan).
- Interesting (Pakistan).
- Very good cases (Egypt)
- Diversity of cases and the pattern of conduct were amazing (Sri Lanka).
- Great cases (Kuwait).
- Feedback was constructive (Türkiye).
- Excellent session (Iraq).

FRCR 2B - Mock Exam Viva (Session 19)

- All cases were very good.
- Most cases are very useful (Pakistan).
- The cases and the important feedback and tips given by the examiner were the most valuable (Saudi Arabia).
- Practice with a stoic examiner might help on the final day (UK).
- Selection of cases and detailed explanation was the most useful (UAE).
- How to improve and keep timing; these were the best aspects (Qatar).
- Great cases and discussion (Kenya).
- Excellent cases and genuine feedback (India).
- Presentation style was very useful (Sri Lanka).
- Good learning and management points (UK).
- Valuable (Pakistan).
- Very useful lecture (UK).
- Practice cases for the exam, and problem solving through the cases were the most helpful (UK).
- All of the cases and the case discussion at the end of session were extremely helpful (Pakistan).
- Challenging cases and excellent discussion (Egypt).
- Nice collection of cases giving a real taste of exams (Pakistan).
- Good explanations (Kenya).
- The approach and notes from the examiner were amazing (Jordan).
- Examiner's pointing out mistakes in a realistic manner was awesome (Pakistan).
- Good exam cases, most were tough and new cases shared (Pakistan).
- Teaching material was awesome (UAE).
- Showed important cases. Great for exam preparation (Pakistan).
- The concise description of lesions and working towards the diagnosis was the most valuable (Nigeria).
- When advice is given on how to present (and how not to!) cases. Good mix of cases (Brazil).
- As always its very informative (UK).
- Excellent and diverse variety of cases (Saudi Arabia).
- Every aspect was valuable (UK).
- Great variety of cases, good mix of plain films and cross sectional (UK).
- Nice cases (UAE).
- Keep it up (Kenya).
- Perfect (Nigeria).
- Very informative (Pakistan).
- Great teaching (Pakistan).
- It's wonderful (UK).
- Excellent session (Pakistan).
- Amazing session (Pakistan).
- More than perfect (Saudi Arabia).
- Very useful (Pakistan).
- Great work as always (UK).
- Excellent session with good cases (India).
- Very good honest feedback on exam technique (UK).
- A very nice viva session (Pakistan).
- Overall it's very good, will surely help us in our future examination. Thank you! (Pakistan).
- Very good teaching (UK).
- Excellent cases, very interesting and got me thinking (UK).

FRCR 2B - Mock Exam Viva (Session 19)

- Excellent work sir, may Allah reward you (Pakistan).
- Excellent presentation (Kenya).
- Very informative and interesting (Pakistan).
- Amazing session as always, brain storming (Pakistan).
- Great session (Egypt).
- Very good examiner, want to see more sessions with him (Brazil).



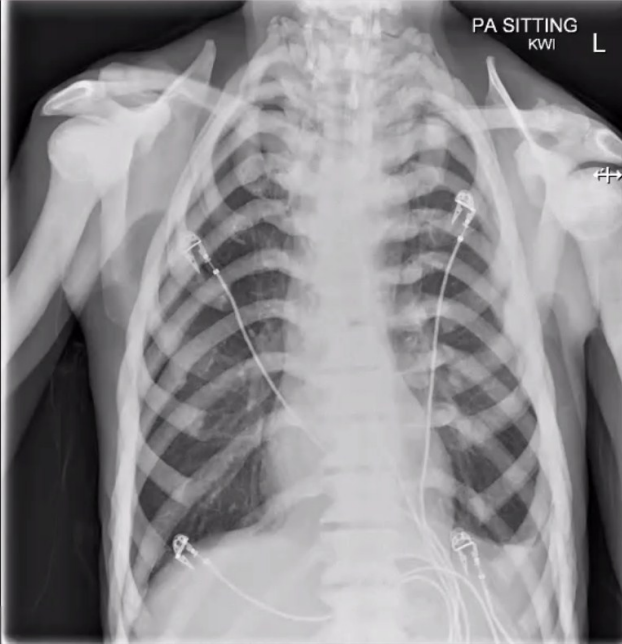
FRCR 2B - Mock Exam Viva (Session 19)

Sharjeel Mirza joined

Zoom Unmute Start Video Share Content Participants 188 More 3 Leave

REC

W Chest PA (2)



candidate 1

Muhammad Imran's screen

Detailed description: This is a screenshot of a Zoom meeting interface. At the top, the meeting title is 'Sharjeel Mirza joined'. The Zoom toolbar includes a back arrow, a 'Zoom' logo with a dropdown arrow, and several control buttons: 'Unmute' (muted), 'Start Video' (video off), 'Share Content' (green arrow), 'Participants' (188), 'More' (3 notifications), and a red 'Leave' button. A 'REC' indicator is visible in the top left. The main content area shows a window titled 'W Chest PA (2)' displaying a chest X-ray. The X-ray is a postero-anterior (PA) sitting view. Text on the X-ray includes 'PA SITTING', 'KWI' (likely a patient identifier), and 'L' (left side marker). The X-ray shows the bony thorax, including the ribs, spine, and shoulders. There are several white lines on the X-ray, likely representing medical leads or wires. In the bottom right corner, there is a small video thumbnail for 'candidate 1' which is currently off-camera, showing a teal background with a white person icon. The bottom left corner of the screen shows the text 'Muhammad Imran's screen'.

FRCR 2B - Mock Exam Viva (Session 19)

20:14 Thu 25 May


Zoom

Unmute Start Video Share Content Participants 341 More

Leave

REC

Abdo-Pelvis 3.0 I30f 1 (9)



Muhammad Imran's screen

Muhammad Imran

The image shows a Zoom meeting interface. At the top, the time is 20:14 on Thursday, May 25. The Zoom logo is visible, along with controls for Unmute, Start Video, Share Content, and Participants (341). A 'Leave' button is in the top right. A 'REC' indicator is in the top left. The main content area displays a medical image titled 'Abdo-Pelvis 3.0 I30f 1 (9)', which is an axial CT scan of the abdomen. The scan shows the lumbar spine, kidneys, and surrounding soft tissue. A mouse cursor is visible over the image. In the bottom right corner, there is a small video thumbnail of a man wearing glasses, identified as 'Muhammad Imran'. The text 'Muhammad Imran's screen' is located in the bottom left corner of the Zoom window.

=====XX=====XX=====